

Takayama City Trash Guide



Reduce, Reuse, Recycle!

Trash Bags

In Takayama, there are two types of trash bags.

Burnable trash, plastic wrapping and containers, paper, aluminum cans, and plastic PET bottles and transparent glass bottles must be sorted separately into the blue bags. Non-burnable trash goes into the orange bag.



They can be purchased at supermarkets, home centers, convenience stores, and drugstores. As long as the bag is transparent and no bigger than 45 liters or 80 cm x 65 cm (31.5 in x 25.5 in), it can be used to throw away trash.

Stickers

When throwing away burnable trash, make sure to stick the rectangular sticker on the trash bag. For non-burnable trash, use the hexagon sticker. Other types of trash (plastic, paper, cans, and plastic and glass bottles) do not need a sticker for their trash bags.

If you have not received stickers in the mail, please visit the Waste Management Division at Takayama City Hall.

If you need more stickers, you can purchase them at Daily Yamazaki convenience stores and Takayama Beikoku stores. Please note the color of the stickers changes every year (from April 1st).



How to Throw Out Trash

Trash collection stations are marked by these signs.

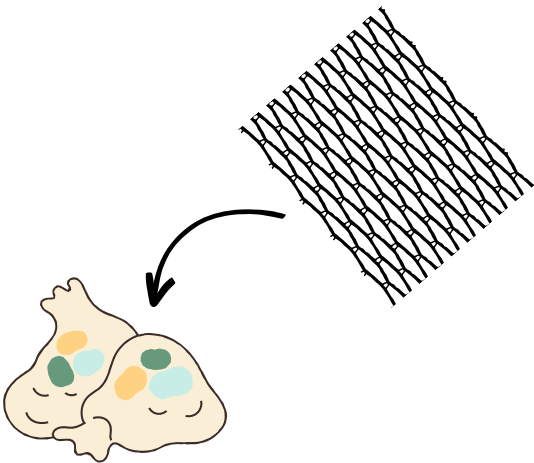
To prevent birds and other wildlife from accessing the trash, use the black net provided at the trash collection station.

Trash is sorted into different categories, and each category of trash must be put out at a trash collection station on its specific day.

If you are unsure when to throw out trash, please check your trash calendar.

Your trash calendar will arrive by mail. If you have not received your trash calendar, please visit the Waste Management Division at Takayama City Hall.

Please throw out trash by 8:30 AM.



Recyclables Collection Points

In certain areas of Takayama, there are collection points for recyclables. Scan the QR code for a list of recyclables collection points.



Types of Trash

Burnable



Trash

Non-burnable



Trash

Plastic Wrapping &



Containers

Paper



Cans



Plastic PET
Bottles



Glass Bottles

Oversized



Trash

Electrical



Appliances

Other



Burnable Trash



Kitchen scraps



Tissues



Futon & blankets



Yard waste

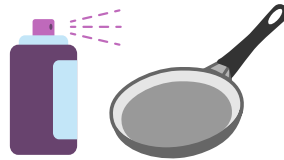
- Drain food scraps of water and place into a separate plastic bag
- Remove feces from diapers and place in a separate plastic bag
- Remove soil from yard waste (e.g. weeds, twigs, etc) and tie up with a string
- Roll up futons and tie them up crosswise with string



Non-burnable Trash



Plastics



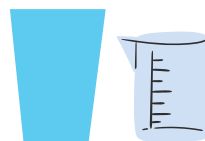
Metal scraps



Ceramics



Rubber



Glass scraps

- Wrap sharp objects, ceramics, and glass with newspaper or cloth.
- Make a small hole in empty spray cans.
- Non-burnable trash that doesn't fit into the bag must be thrown out as oversized trash.



Plastic Wrapping & Containers



- Wash bottles and containers, and dry thoroughly
- Remove bottle caps and put in the same bag
- Dirtied or stained plastic can be thrown as burnable trash

Note: Plastics such as hangers, pens, toothbrushes, buckets, etc should be thrown out as non-burnable trash.



This is the mark for plastic wrapping as well as containers.



(No sticker required)

Paper



- Rinse out containers and dry thoroughly
- Cartons should be cut and flattened
- Dirtied or stained paper can be thrown as burnable trash

This mark is for paper.



(No sticker required)

Aluminum Cans



- Rinse out cans and dry thoroughly.
- Metal caps are non-burnable trash. Plastic caps are go into the same trash as plastic wrappings and containers.



This is the mark for cans.



(No sticker required)

Plastic PET Bottles & Glass Bottles




Plastic PET Bottles



Transparent glass bottles

- Rinse out bottles and dry thoroughly.
- Metal caps are non-burnable trash. Plastic caps are go into the same trash as plastic wrappings and containers.



Please bring green or brown bottles to your local supermarket or sake store.



This is the mark for plastic bottles.



(No sticker required)

Oversized Trash

Oversized trash is trash that cannot fit into a 45 liter bag. To have your oversized trash picked up by the city, read the following steps:

① Call to reserve a pick-up day. Please call the number for your region.

Central Takayama ☎ 0577-35-4530

Nyukawa-cho ☎ 0577-78-1111

Kiyomi-cho ☎ 0577-68-2211

Shokawa-cho ☎ 05769-2-2211

Ichinomiya-machi ☎ 0577-53-2211

Kokufu-cho ☎ 0577-72-3111

Kamitakara-cho/Okuhida Onsen Village ☎ 0578-86-2111

Kuguno-cho/Asahi-cho/Takane-machi ☎ 0577-52-2378



② Tell the center the following:

- Name
- Address
- Phone number
- Type and amount of oversized trash
- When you want your oversized trash to be picked up

③ Buy and stick an Oversized Trash Disposal Sticker on the trash.

Stickers can be purchased from Takayama Beikoku stores, JA Hida branches, and Daily Yamazaki convenience stores. It is 550 yen per sticker.



Oversized
Trash
Disposal
Sticker

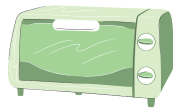
④ Put the trash with the sticker attached in front of your house or apartment building by 8:30 AM on the reserved pick-up day.



※ If you bring the oversized trash to the Takayama Municipal Recycling Center, you do not need to buy an Oversized Trash Disposal Sticker.

※ Electrical appliances such as TVs, washers, refrigerators, etc cannot be picked up. Please contact the store you purchased them from for disposal.


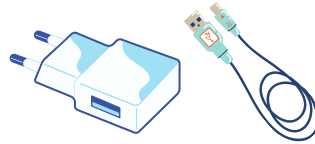

Small Electrical Appliances



Small household appliances

Camera

Flash drives



Computers

Chargers and cables

Video game consoles

- Small electronic appliances can be put out on the same day as non-burnable trash.
- Please delete any sensitive information from computers, cellphones, tablets, etc before throwing them away.
- Both broken and non-broken electronics are accepted.
- For larger appliances such as TVs, washing machines, dryers, refrigerators, freezers, air conditioning units, and gas stoves, please contact the store from which they were purchased from for disposal options.

Small electronic appliances can also be thrown away at the Takayama Municipal Recycling Center.

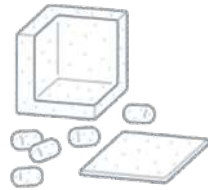


(No
sticker
required)

Other

Please throw out the following items at your local recyclables collection point or at the Takayama Municipal Recycling Center.

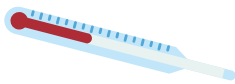
Items marked with a ★ can be brought to recyclables collection points at supermarkets. Please check what your local supermarket can take before throwing away trash.



Styrofoam and polystyrene packaging



Newspapers, magazines, & cardboard ★



Mercury thermometers



Supermarket styrofoam trays ★



Batteries ※ ★



Used Cloth



Printer ink cartridges

※ Lithium, nickel, and button batteries should be disposed at a local electronics store

When throwing away newspapers, books, magazines, and cardboard, please use a plastic string to tie them together.



You can buy string at 100 yen stores, home centers, and drug stores. For cardboard, duct tape can also be used.

To learn how to tie up your trash properly, scan the QR code for an instructional video.



Why wasn't my trash collected?

If you find a red sticker on your trash, it means your trash wasn't collected for one of the following reasons (in order of the text on the sticker):



- No sticker/wrong sticker
- Non-transparent bag was used
- The trash bag is too large for collection.
- The trash hasn't been sorted/cleaned properly.
- (For bottles) Caps have not been removed.
- Trash has been thrown on the wrong collection day.
- Electrical appliances were not sorted properly from non-burnable trash.
- Trash is in the "Other" category and must be taken to a local collection point or to the Takayama Municipal Recycling Center.

Takayama Municipal Recycling Center

If you were unable to take your trash out in time, or if you need to throw away trash materials in the "Other" category, you can do so at the Takayama Municipal Recycling Center.



Address

〒506-0807 岐阜県高山市三福寺町1800
1800 Sanfukuji-cho, Takayama-shi,
Gifu-ken 506-0807

Hours

Monday to Saturday • 8:30 AM to 4 PM
Closed on Sundays and public holidays

Scan me!

